

Old Vantage Highway & Parke Creek Area Residents
c/o Gary A. Bye
580 Lavonne Lane
Ellensburg, WA 98926

August 28, 2020

Kelly Bacon
Designated Permit Coordinator
Kittitas County
Washington State

RE: Project Brown & Jackson
File # SE-20-00003
Tax Parcel # 295134

Dear Ms. Bacon:

We the neighboring residents to the proposed project of the placement of two (2) storage septage ponds are opposed to such placement based upon the following:
Additionally the citing that zoned Agriculture 20 permits this usage is not applicable as the proposed is clearly not agricultural in purpose or nature.

- 1) Although sewage is mentioned as a permitted use, it does not appear septage receiving or ponds are a permitted use for this property. Sewage as defined is refuse liquids or waste matter carried off by sewers. In a septic system sewage would be the material that comes from a household into the septic tank with the affluent exiting to the drain field. Septage is highly concentrated fecal matter and other refuse received through sewage.
- 2) All the homes located in this area are service by an individual well and thus rely on the sole source aquifer to be pure and recharge our wells.
- 3) Significant irrigation water is applied to the land in this area and any leak or release of affluent would quickly be disbursed through irrigation. Also livestock water could easily be negatively impacted. The livelihood of the local farmers in this area would be negatively impacted. Farming in the U.S. is our backbone and is already being diminished.
- 4) Parke Creek creek bed is within this area and eventually it enters the waters of the Columbia River system. Along with Parke Creek there are 3 branches of DNR type 2 or F streams defined as *"Streams and waterbodies that are known to be used by fish, or meet the physical criteria to be potentially used by fish. Fish streams may or may not have flowing water all year; they may be perennial or seasonal"* that run through this property. In certain years streams could be used by spawning Salmon and Steelhead, which is a resource we must protect.

- 5) Residents in the area have experienced flooding on their property during spring melt off. While this area receives only 9 inches of precipitation a year; majority of that occurs during winter months in the form of snow. Looking at mapping it appears that this project and the pond construction site might lay in areas prone to occasional flooding during spring melt off. This property lies at the base of the Parke Creek and Whisky Jim drainages containing several square miles of land funneled toward the proposed site. Although there is no flood areas designated on the FEMA mapping it appears that the area north of Vantage Hwy has yet to be surveyed.
- 6) An Environmental Impact study must be a prerequisite to identify the long term impact on this area.
- 7) Air quality will be impacted in both odor and breathability. As evaporation takes place the microscopic particles will be spread by the wind. (We have wind – see the turbines.) This will have a long term health impact which may not be known for years.

Your review and consideration of our concerns is appreciated.

Thank you from the residents of Old Vantage Highway and Parke Creek area.



Gary A Bye
Representative
406-431-0994


* See Attached signatures, addresses, and well log information.

The attached signature/Information sheets are considered affixed to this letter of opposition.

The separate pages were used due to Covid 19 and not wanting multiple people touching the same sheet(s).

This represents over 90% of the homes in the subject area.

* TOTAL Pages 38

Thank you,


Signature Page for Residents of Old Vantage Highway and Parke Creek Area

STEVE Noorduy Steve Noorduy
NAME: SIGNATURE

NAME: SIGNATURE

ADDRESS: 780 Sunset Rd Ellenburg WA

PHONE: 509-489-8928

EMAIL: Noorduy4888@gmail.com

WELL DEPTH: 180 FT FEET.

Signature Page for Residents of Old Vantage Highway and Parke Creek Area

William E Bartolac
NAME:

W E Bartolac
SIGNATURE

Genevieve M Bartolac
NAME:

Genevieve M. Bartolac
SIGNATURE

ADDRESS: 920 Sunset Rd.

Ellensburg WA

PHONE: 253-318-6440

EMAIL: gbartolac46@gmail.com

WELL DEPTH: 130 FEET.

Signature Page for Residents of Old Vantage Highway and Parke Creek Area

Jeff Laukala
NAME:

[Signature]
SIGNATURE

Tamie Laukala
NAME:

[Signature]
SIGNATURE

ADDRESS: 690 Lavonne LN.
Ellensburg Wa. 98926

PHONE: 509 899 0365

EMAIL: laukall4him@live.com

WELL DEPTH: 80 FEET.

Signature Page for Residents of Old Vantage Highway and Parke Creek Area

Ron S. Axtman
NAME:

Ron S. Axtman
SIGNATURE

Jacqueline M. Axtman
NAME:

Jacqueline M. Axtman
SIGNATURE

ADDRESS: 1100 Christensen Rd
Ellensburg, WA 98926

PHONE: 509-968-3084

EMAIL: jmaxtman@yahoo.com

WELL DEPTH: 220 FEET.

Signature Page for Residents of Old Vantage Highway and Parke Creek Area

Eric Shriner Eric Shriner
NAME: SIGNATURE

NAME: SIGNATURE

ADDRESS: 15531 Vantage Highway Ellensburg
98926

PHONE: 828 1415

EMAIL: ericshriner1415@gmail.com

WELL DEPTH: 150 FEET.

Signature Page for Residents of Old Vantage Highway and Parke Creek Area

Scott Shelton _____
NAME: SIGNATURE

Kay Shelton _____
NAME: SIGNATURE

ADDRESS: 15450 Vantage Hwy
Elkshing OR 98928

PHONE: Scott 509-899-2123 Kay 509-899-1631

EMAIL: SheltencorralS@fairpoint.net

WELL DEPTH: 160 FEET.

Signature Page for Residents of Old Vantage Highway and Parke Creek Area

JEFF PHILLIPS
NAME:


SIGNATURE

NICOLE MACKAY
NAME:


SIGNATURE

ADDRESS: 15390 VANTAGE Hwy
ELLENSBURG, WA 98926

PHONE: 206-228-0644

EMAIL: pilotjeff@outlook.com

WELL DEPTH: 140 FEET.

Signature Page for Residents of Old Vantage Highway and Parke Creek Area

Kardyn Marchel
NAME:

[Handwritten Signature]
SIGNATURE

NAME:

SIGNATURE

ADDRESS: 16271 VanTape Hwy
Ellensburg WA 98926

PHONE: ~~None~~ Kardynmarchel@yahoo.com 929-2300

EMAIL: Kardyn Marchel@yahoo.com

WELL DEPTH: 140 FEET.

Signature Page for Residents of Old Vantage Highway and Parke Creek Area

Jerry Marchel
NAME:

Jerry Marchel
SIGNATURE

NAME:

SIGNATURE

ADDRESS: 7841 Parke Creek Rd

Ellensburg WA 98926

PHONE: 509 968-3769

EMAIL: Marchels @ Fairpoint.net

WELL DEPTH: 60 FEET.

Signature Page for Residents of Old Vantage Highway and Parke Creek Area

Josh Woodiwiss _____
NAME: SIGNATURE

Kate Stanford-Woodiwiss _____
NAME: SIGNATURE

ADDRESS: 15244 Vantage Hwy _____
Ellensburg, WA 98926 _____

PHONE: 509 899 3408 _____

EMAIL: woodyj1@hotmail.com _____

WELL DEPTH: 240 _____ FEET.

Signature Page for Residents of Old Vantage Highway and Parke Creek Area

Jana Straga
NAME:

Jana Straga
SIGNATURE

Shane Straga
NAME:

Shane Straga
SIGNATURE

ADDRESS: #381 Sones Rd
Ellensburg Wa 98924

PHONE: 509-929-2166

EMAIL: sstraga10@gmail.com

WELL DEPTH: 85 FEET.

Signature Page for Residents of Old Vantage Highway and Parke Creek Area

Nathan Smith
NAME:

Nathan Smith
SIGNATURE

Desirce Smith
NAME:

Desirce Smith
SIGNATURE

ADDRESS: 700 Laronne Ln
Ellensburg WA 98926

PHONE: 360-460-8999

EMAIL: Nathans112@gmail.com

WELL DEPTH: 130 FEET.

Signature Page for Residents of Old Vantage Highway and Parke Creek Area

MARILYN GUISE
NAME:

Marilyn J Guise
SIGNATURE

CAROLYN GUISE
NAME:

Carolyn J Guise
SIGNATURE

ADDRESS: 4911 STEVENS Rd 4911 Stevens Rd
ElLENSBURG, WA 98926 Elleensburg, wa

PHONE: 509-899-2275

EMAIL: _____

WELL DEPTH: 144 feet FEET.

Signature Page for Residents of Old Vantage Highway and Parke Creek Area

Clinton Van de Venter
NAME:


SIGNATURE

Karin Ekberg
NAME:


SIGNATURE

ADDRESS: 430 Mansperger Rd
Ellensburg WA 98926

PHONE: 509-929-5063 206 696 5000

EMAIL: Vandetoysota@yahoo.com,

WELL DEPTH: 150 and 85 FEET.

Signature Page for Residents of Old Vantage Highway and Parke Creek Area

James L. Cunningham James L. Cunningham
 NAME: SIGNATURE

Carmen Cunningham Carmen Cunningham
 NAME: SIGNATURE

ADDRESS: 9290 Parke Creek Rd.
Ellensburg, Wash. 98926

PHONE: 509-968-3078

EMAIL: Jim and Carmen@hotmail.com

WELL DEPTH: 165 FEET.

Signature Page for Residents of Old Vantage Highway and Parke Creek Area

Clyde L. Derting
NAME:

Clyde L. Derting
SIGNATURE

Theo Derting
NAME:

Theo Derting
SIGNATURE

ADDRESS: 9341 Parke Crk Rd
Ellensburg, WA.

PHONE: 968-3374

EMAIL: cderting@KValley.com

WELL DEPTH: 140 FEET.

Parke creek runs at the west end of our property and usually flood twice a year with rain & snow, spring and fall

Signature Page for Residents of Old Vantage Highway and Parke Creek Area

MARY E Kelly
NAME:

Mary E Kelly
SIGNATURE

JAMES E. Kelly
NAME:

James Kelly
SIGNATURE

ADDRESS: 9741 Parke Creek Rd
Ellensburg, Wa 98926

PHONE: 253-218-9559

EMAIL: marykelly128@gmail.com

WELL DEPTH: 160 FEET.

Signature Page for Residents of Old Vantage Highway and Parke Creek Area

Priscilla Weyna
NAME:

Priscilla Weyna
SIGNATURE

ROBERT H. WEYNA
NAME:

Robert H Weyna
SIGNATURE

ADDRESS: 9311 PARKE CREEK RD
ELLENSBURG WA. 98926

PHONE: 509-968-3397

EMAIL: RAINEYNA@KYVALLEY.COM

WELL DEPTH: 150 FEET.

We are concerned about the seasonal flooding out of the mountains and across our property and well. We are concerned regarding our well water.

Signature Page for Residents of Old Vantage Highway and Parke Creek Area

Chris Fox
NAME: _____ SIGNATURE CHRIS FOX

MARIANNE FOX
NAME: _____ SIGNATURE M Fox

ADDRESS: 16080 VANTAGE HWY

PHONE: 509-980-1080

EMAIL: FOX RED INDIAN @ msa . com

WELL DEPTH: 180 FT FEET.

Signature Page for Residents of Old Vantage Highway and Parke Creek Area

LP NITKEY
NAME:


SIGNATURE

NAME:

SIGNATURE

ADDRESS: 7130 PARKE CREEK RD
ELLENBURG WA 98926

PHONE: 206 679-3256

EMAIL: LPeNitkey.com

WELL DEPTH: 50 220 FEET.

Signature Page for Residents of Old Vantage Highway and Parke Creek Area

SHAWN BYERS Shawn Byers
NAME: SIGNATURE

Chery Byers Chery Byers
NAME: SIGNATURE

ADDRESS: 9810 Parke Creek
Ellensburg WA 98926


PHONE: 509 899-5707

EMAIL: shawnandchery@gmail

WELL DEPTH: 120' approx FEET.

Signature Page for Residents of Old Vantage Highway and Parke Creek Area

Erich Pofahl



NAME:

SIGNATURE

NAME:

SIGNATURE

ADDRESS: 9610 Parke Creek Rd.

Ellensburg, WA 98926

PHONE: 509-713-4632

EMAIL: erichpofahl@hotmail.com

WELL DEPTH: _____ FEET.

Signature Page for Residents of Old Vantage Highway and Parke Creek Area

STACY Bishop
NAME: SIGNATURE

Shawn Bishop
NAME: SIGNATURE

ADDRESS: 36 Duffy Rd
Ellensburg, WA 98926

PHONE: (425) 387 0844

EMAIL: STACYbishop99@gmail.com

around
WELL DEPTH: 130 FEET.

Signature Page for Residents of Old Vantage Highway and Parke Creek Area

Robert I. Haskell
NAME:

Robert I. Haskell
SIGNATURE

DEBORAH H. HASKELL
NAME:

Deborah H. Haskell
SIGNATURE


ADDRESS: 71 DUFFY RD
ELLENSBURG, WA

PHONE: 509-968-3309

EMAIL: rhasK44845@aol.com

WELL DEPTH: 100 FEET.

Signature Page for Residents of Old Vantage Highway and Parke Creek Area

Charles McCosh 
NAME: SIGNATURE

NAME: SIGNATURE

ADDRESS: 8530 Parke Creek Rd


Ellensburg WA 98926

PHONE: 509 929 1899

EMAIL: mccosh.charles@gmail.com

WELL DEPTH: 90 FEET.

Signature Page for Residents of Old Vantage Highway and Parke Creek Area

Chris Hannah 
NAME: SIGNATURE

NAME: SIGNATURE

ADDRESS: 16300 Vantage Hwy

PHONE: 541-705-7989



EMAIL: Chrishannah55@yahoo.com

WELL DEPTH: 140 FEET.

Signature Page for Residents of Old Vantage Highway and Parke Creek Area

<u>Jerry Marchel</u>	<u>J Marchel</u>
NAME:	SIGNATURE
<u>Sarah Marchel</u>	<u>Sarah Marchel</u>
NAME:	SIGNATURE
ADDRESS: <u>8381 Parke Creek Road</u>	
<u>Ellensburg WA 98924</u>	
PHONE: <u>(509) 968 9220</u>	
EMAIL: <u>sarahmarchel@gmail.com</u>	
WELL DEPTH: <u>140</u> FEET.	

Signature Page for Residents of Old Vantage Highway and Parke Creek Area

<u>Steve Hull</u>	<u></u>
NAME:	SIGNATURE
<u>Kathleen Hull</u>	<u></u>
NAME:	SIGNATURE

ADDRESS: 7660 Parke Creek Rd

Ellensburg, WA 98926

PHONE: 509-968-3295

EMAIL: khull7660@gmail.com

WELL DEPTH: 40 ft FEET.

Signature Page for Residents of Old Vantage Highway and Parke Creek Area

<u>Thomas L Pruitt</u> NAME:	<u></u> SIGNATURE
<u>Deena Pruitt</u> NAME:	<u></u> SIGNATURE


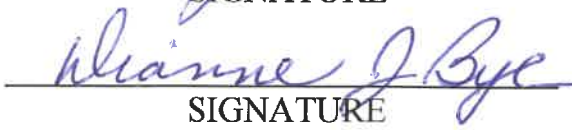
ADDRESS: 7600 Parke Creek Rd
Ellensburg WA 98926

PHONE: 509-899-0689

EMAIL: _____

WELL DEPTH: 90'-100' FEET.

Signature Page for Residents of Old Vantage Highway and Parke Creek Area

<u>Gary A. Bye</u> NAME:	<u></u> SIGNATURE
<u>Dianne J. Bye</u> NAME:	<u></u> SIGNATURE

ADDRESS: 580 Lavonne Lane
Ellensburg WA. 98926

PHONE: 406-431-0994

EMAIL: garyanddiannebye@gmail.com

WELL DEPTH: 140 FEET.